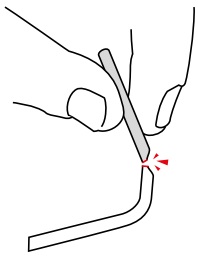


Easier to use, the GYS split bumper repair staples in stainless steel allow fast and accurate work. These staples are useful for joining and repairing all plastic parts of vehicles (dashboard, bumpers, headlight surrounds, etc.)



When a current flows through it, the staple heats up and can thus penetrate into the plastic material to repair all types of cracks.

- 1 • Make sure that there is no dust or grease on the plastic surface.
- 2 • Choose the right clip
- 3 • When hot, it easily penetrates into the plastic to be repaired.
- 4 • The clip thus becomes a resistant reinforcement on the welded part.



USEFUL !

GYS staples are pre-cut and can be easily broken by hand, saving time:

The benefits :

- No cutting with pliers to cut the staples
- Pre-cut staples at their base
- A simple press of the finger breaks the protruding rod inside the molten plastic
- No overflow of the rods once broken
- No need for grinding
- No projection of the staple rods in the workshop and on the floor
- No risk of injury (projection to the face or eye)



CAUTION :

- Do not touch the staples during welding
- Do not use the staples on any surface other than plastic

Compatible with:



Stapler for bumper repair
Ref. 052925



Stapler for battery bumper repair
Ref. 048676

Staple range :


GYS has developed a complete range of staples for each application. They are suitable to a wide range of cracks. There are 5 different types of staples with different shapes: angle, edge, cracks, for better repairs.



Narrow internal angle
Ref. 047990




Crack alignment
Ref. 047983



Significant cracking
Ref. 047976



Internal angle
Ref. 047969



Outer corner
Ref. 047952

