

Specially designed to be mounted on a wall or a lift, the GYSFLASH vertical 32.12 PL is a 30 A multifunctional charger for 12 V lead and lithium-iron phosphate batteries (LiFePO4). Its «Showroom/ Diag» mode allows vehicles to be safely powered in car dealerships or during the diagnostic phase. It will deliver the best charging cycle recommended for the maintenance of the most advanced vehicles on the market.

## DUAL TECHNOLOGY: LEAD-ACID & LITHIUM

- **High efficiency**, duty cycle of 30 A at 100% (30°C).
- **Fanless technology**: no external ventilation, no dust infiltration.
- **Showroom Mode DIAG**, provides the battery with current compensation of up to 30 A when using the electrical accessories of a demonstration vehicle and during the diagnostic phase in maintenance workshops.
- **Supply mode**, transforms the charger into a stabilized power supply to preserve the vehicle's memory when replacing the battery.
- **2 charging modes**:  
Pb: for charging 12 V lead-acid batteries from 15 Ah to 375 Ah.  
LiFePO4: for charging Lithium-Iron Phosphate batteries from 7 Ah to 375 Ah.
- **3 charging currents**: 7 A, 15 A and 30 A. The user can select the charging current according to the technology and capacity of the battery.



## ADVANCED FUNCTIONS

- Automatic restart in the event of a power failure with settings stored.
- Checking and calibrating the cables for optimal battery charging (recalibration in case of cable change).e).

## 100% AUTOMATIC CHARGE

- Extends the life and performance of Lead (gel, AGM, liquid, calcium, etc.) and Lithium (LFP) batteries.
- Specific 7 step charging curve (lead battery) or 8 step (lithium-iron phosphate battery) without supervision.
- Will charge deeply discharged batteries from as low as 2V.

## SAFETY

- Protection of the vehicle's on-board electronics: protection against short circuits, polarity reversal and overcharging. Spark prevention system.
- Automatic stand-by mode if the battery is disconnected.
- Integrated temperature sensor to prevent internal electronics' overheating.
- Simplified interface to prevent user errors.

## ADVANCED INTUITIVITY

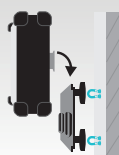
- Compact and robust design with cable reel on the front.
- Pads for shock and vibration absorption.
- Wall mounting with slide system or optional magnet (MagnetFix).

### Supplied with



## ACCESSORIES (OPTIONS)
















MagnetFix Support  
029637



Automatic recalibration in case of cable change.

2.5 m - 16 mm<sup>2</sup> 056503  
5 m - 16 mm<sup>2</sup> 054615  
8 m - 16 mm<sup>2</sup> 056572



														
50 / 60 Hz		Icharge	12 V	Charge / Maintenance		Ondulation/ Ripple	Charging curve	kg	30°C @100%	25°C @100%	mm	SOS recovery	IP	
220-240 V AC	500 W	7/15/30 A	12 V	Pb 15 < 375 Ah LiFePO <sub>4</sub> 7 < 375 Ah	<0.5 Ah/month	<150 mV Rms	IU <sub>0</sub> U	3.0	30A	30A	250 x 200 x 80	Automatic >2V	IP 23	2.2 m